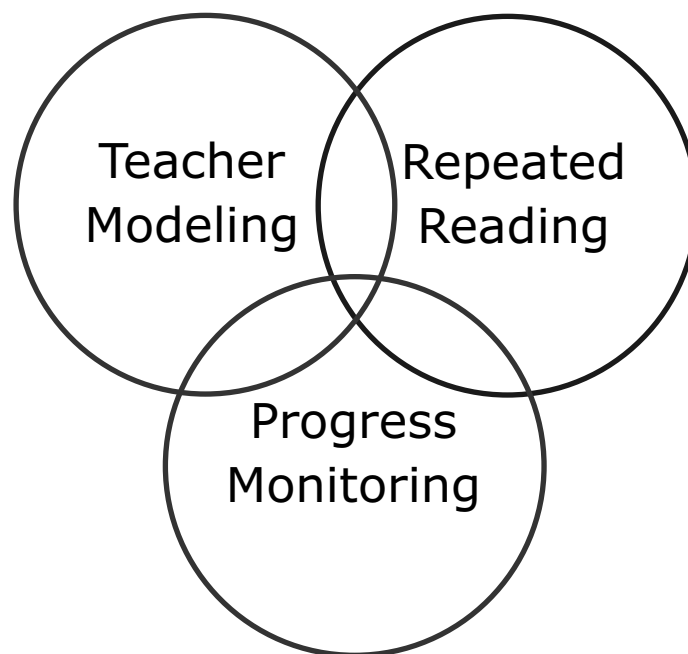


# Reading for Meaning— Fluently





Read Naturally, Inc.

Saint Paul, Minnesota

Phone: 800.788.4085/651.452.4085

Website: [www.readnaturally.com](http://www.readnaturally.com)

Email: [info@readnaturally.com](mailto:info@readnaturally.com)

## Key Components of Teaching Reading

- Phonemic awareness
- Phonics
- Vocabulary
- Fluency
- Comprehension



---

---

---

---

---

## A Non-Fluent Reader



---

---

---

---

---

## What is fluency?



The ability to read "like you speak" in terms of:

- Accuracy
- Rate
- Expression

---

---

---

---

---

## Oral reading fluency correlates highly with reading comprehension.

Results from a study of special education students by Fuchs, Fuchs, Hosp, & Jenkins, 2001

Measure	Validity Coefficients
Oral Recall/Retell	.70
Cloze (fill in the blank)	.72
Question Answering	.82
Oral Reading Fluency	<b>.91</b>

---

---

---

---

---



Students become fluent by reading.



Just setting aside time for independent silent reading is not sufficient.

National Reading Panel Report, 2000  
Free: [www.nationalreadingpanel.org](http://www.nationalreadingpanel.org)

---

---

---

---

---

---

---

---

In 10 minutes of independent reading...

A fluent reader might read 2,000 words.

A struggling reader might read only 500 words.



Equal practice time, unequal practice

---

---

---

---

---

---

---

---

Research-Proven Strategies



---

---

---

---

---

---

---

---

## Research-Proven Strategies




---



---

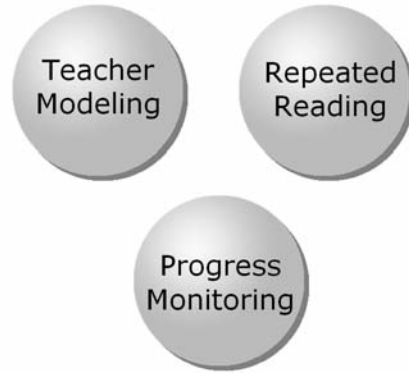


---



---

## Research-Proven Strategies




---



---

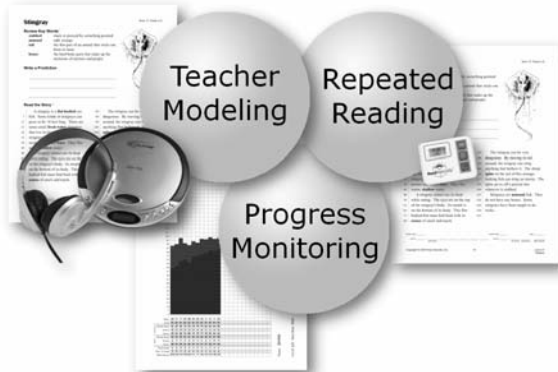


---



---

## A Powerful Strategy




---



---



---



---

## The Original Results

The table below shows the mean number of words read correctly per minute and average number of words gained per week.

	October Mean	November Mean	March Mean	Average Weekly Gain	
				Phase 1	Phase 2
Special Education	34.0	50.7		2.35	
Title I	50.2	58.7	87.6	1.23	2.15

---



---



---



---

# Steps of the Strategy

## Select a Story

The student selects a story. \_\_\_\_\_

---

---

## Key Words

The student reads the key words and their definitions along with the audio, tracking and subvocalizing with the narration. \_\_\_\_\_

---

---

## Prediction

The student uses the title, picture, and key words to write a sentence that predicts what the story will say about the topic. \_\_\_\_\_

---

---

## Cold Timing

The student times himself/herself for one minute, orally reading the selected story for the first time and marking unknown words. \_\_\_\_\_

---

---

## Graph Cold-Timing Score

The student/computer graphs the number of words read correctly in the one-minute cold timing.

---

---

## Read Along

The student reads the story along with the audio a predetermined number of times, tracking and subvocalizing with the narration. \_\_\_\_\_

---

---

## Practice

The student practices reading the story, without audio support, several times until able to read at the predetermined goal rate. The student times each practice and records practice scores.

---

---

# Steps of the Strategy, continued

## Answer the Questions

The student answers the comprehension questions. \_\_\_\_\_

---

---

## Pass

The teacher times the student for one minute and counts the student's errors while the student reads the story aloud. To pass, the student must reach the goal, make three or fewer errors, read with good expression, and answer the questions correctly. \_\_\_\_\_

---

---

## Graph Hot-Timing Score

The student/computer graphs the number of words read correctly in the hot timing.

---

---

## Retell/Summary

The student retells the story or writes a summary. Teachers can score the summary by counting the number of words or ideas learned from the story written in a specific amount of time. \_\_\_\_\_

---

---

## Word List

In the Phonics series, the student practices the word list until able to read a predetermined number of words in one minute. \_\_\_\_\_

---

---

## Notes

- After completing a story, the student immediately starts the process over again by selecting a new story.
- At the end of a class period, each student makes note of the step on which s/he is working. The next day, the student resumes with the step where s/he left off.
- Teachers should continually monitor student performance. After the student completes 12 stories in a level, the teacher and student decide whether the student should continue in the same level with the same goal, adjust the reading-rate goal, or move to more difficult reading material.





# Read Naturally® Steps

1. Pick a story.



+



or




2. Read along to learn key words.



3. Write a prediction.



4. Do your cold timing.



5. Graph your score in blue.

6. Read along to learn the story.



7. Practice reading on your own.




8. Answer the questions.

Answer the Questions	
1. What is the main idea of the story?	2. What are the main characters in the story?
3. How does the author describe the setting?	4. How does the author describe the characters?
5. How does the author describe the events?	6. How does the author describe the ending?
7. Why do you think the author wrote this story?	8. How does the author describe the story?
9. How does the author describe the story?	10. How does the author describe the story?

9. Pass the story.



10. Graph your scores in red.



11. Write a retell, or practice word lists.



Copyright © 2009

# Read Naturally® SE Steps



## 1. Select a Story

Click a picture to select the story you want to read.



## 2. Key Words

Click the words to hear them and to learn what they mean.



## 3. Prediction

Use the picture, key words, and title to predict what the story is about.



## 4. Cold Timing

Time yourself reading, and then view the graph.



## 5. Read Along

Read along as the narrator reads the story to you.



## 6. Practice

Practice reading without the narrator's voice.



## 7. Quiz

Answer the quiz questions about the story.



## 8. Retell

Write what you learned from the story. (Phonics levels skip this step.)



## 9. Pass

Read the story to your teacher, and then view the results together.



### Opening Student Stories

Double-click the Read Naturally Student Stories icon, and then enter your password.



### Closing Student Stories

Click the Quit button. If you did not finish the story, you must continue it next time.



### Repeating Instructions

Click the speaker picture to repeat the instructions for a step.



### Using the Reading Guide

Turn the reading guide on or off before you start reading. The reading guide highlights each line as you read.



### Starting the Timer

When you click the Start button, the timer starts timing you while you read the story.



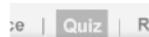
### Stopping and Restarting

Click the Stop button if you want to stop reading so you can start over.



### Finishing a Story

Click the Finished button when you finish reading a story.



### Progress Bar

The bar at the top of the screen shows the step you're currently doing, the steps you've completed, and the steps you still have left.



### Phonics Levels

Instead of the Retell step, you practice reading and then pass word lists after passing the story.

Copyright © 2006



# Wl Mmmth

## Rvw K Wrds<sup>1</sup>

**cvmn** ppl frm lng g tht lvd n cvs  
**tst** flvr  
**mt** th flsh f n nml; fd  
**plnts** lvng thngs tht r nt nmls



## Wrt a Prdctn

---



---



---



---

## Rd th Str<sup>2-4</sup>

10	Wld y t a pc f mt tht ws 10,000	83	ws ls bt th sm sz s n lphnt. nlk th
21	yrs ld? Tht s wht a sentst dd. H t a	94	lphnt, th wl mmmth hd lng fr t kp t
31	pc f mt frm a wl mmmth. H wntd t	104	wrn.
41	knw wht <b>cvmn</b> t nd hw thr fd tstd. t	105	Ths gntl nml lkd t b wth thr wl
53	hd bn frzn ll f ths yrs. Tht s wh t hd	114	mmmts. t lkd t t plnts. Flwrs, pn
62	nt <b>spld</b> . Th sentst lkd th tst f wl	122	cns, pn ndls, nd mss wr ts fvrt fds.
64	mmth mt.	131	ll f th wl mmmths dd thsnds f yrs
73	Th wl mmmth lkd a ltfl bt lk n	140	g. N n knws wht hppnd t thm.
	lphnt. t hd a bg trnk nd lng tsks. t	148	

wrds rd _____	wrds rd _____	gl _____
- rrrs _____ = _____	- rrrs _____ = _____	ht scr    xprsn    dt pssd
cld scr		

Note: Read Naturally has removed the vowels from this story for presentation purposes.

**nswr th Qstns**

1. Wht s th mn d f ths str?
  - a. Cvmn t wl mmmth mt.
  - b. Th wl mmmth lkd a lttl lk n lphnt.
  - c. Th hg, plnt-tng wl mmmth lvd lng g.
2. Hw ws a wl mmmth dffrnt frm n lphnt?
  - a. t hd fr.
  - b. t hd a bg trnk.
  - c. t ws vr lrg.
3. Wht ds **spld** mn n ths str?
  - a. rtted
  - b. frzn
  - c. thwd
4. Wh ddn't th sentst gt sck whn h t th wl mmmth mt?
  - a. H lkd th w t tstd.
  - b. Cvmn lws t t.
  - c. t hd bn frzn.
5. Hw r lphnts f td lk th wl mmmths f lng g?

---

---

Nmbr Crrect: \_\_\_\_\_

**Wrt a Rtl f "WI Mmmth"**

---

---

---

---

---

---

---

---

---

---

Nmbr f Wrds Wrtn: \_\_\_\_\_

# Read Naturally® Curricula

## Read Naturally Masters Edition (ME)

Read Naturally ME implements teacher modeling, repeated reading, and progress monitoring to accelerate reading achievement. Students build fluency using printed stories and audio recordings. Resources are also available to enable blind and visually impaired students to take advantage of Read Naturally ME.

## Read Naturally Software Edition (SE)

Read Naturally SE implements teacher modeling, repeated reading, and progress monitoring to accelerate reading achievement. Students build fluency using computer software with stories and audio included.

## Group and Tutoring Edition (GATE)

GATE combines direct instruction for phonemic awareness, phonics, and fluency while supporting comprehension for small groups. Each lesson includes a teacher script and nonfiction story.

## One Minute Reader®

One Minute Reader is a home reading program based on the Read Naturally strategy. One Minute Reader is a motivating system that improves fluency and comprehension.

## Word Warm-ups®

Word Warm-ups is a quick, timed, independent program for developing mastery and automaticity in decoding words with common phonics patterns, two-syllable word patterns, prefixes and suffixes, and multisyllabic words with Latin and Greek roots.

## Take Aim! at Vocabulary™

Take Aim is a vocabulary program that teaches students sophisticated, high-quality words in a set of audio-supported lessons. Target words are taught in the context of high-interest, nonfiction stories.

## Signs for Sounds™

Signs for Sounds is a systematic, teacher-directed spelling program that teaches regular phonics elements and syllable patterns. Students learn to spell high-frequency words with both regular and irregular spelling patterns.

# Read Naturally® Assessment Tools

## Reading Fluency Benchmark Assessor (RFBA)

RFBA is used to quickly assess the reading fluency of students. RFBA includes field-tested passages and software reports with information that helps educators plan instructional or intervention programs.

## Reading Fluency Progress Monitor (RFPM)

RFPM enables educators to closely monitor the development of students receiving targeted fluency instruction. Each level includes field-tested passages, instructions, and graphs for recording results.

## Quick Phonics Screener (QPS)

QPS is an informal, individually administered diagnostic assessment. Educators can use the results to plan instructional or intervention programs in basic word-reading and decoding skills.

## Learn More • View a Free Webcast • Download a Free Sample

Visit the Read Naturally website to learn more about Read Naturally's curricula and assessment tools, view free webcasts, download free samples, view video demonstrations, and request more information.

[www.readnaturally.com](http://www.readnaturally.com) • [www.oneminutereader.com](http://www.oneminutereader.com)

# Bibliography

- Allington, R. (1983). Fluency: The neglected reading goal. *The Reading Teacher*, 36, 556–561.
- Anderson, R. C., Wilson, P. T., & Fielding, L. G. (1988). Growth in reading and how children spend their time outside of school. *Reading Research Quarterly*, 23, 285–303.
- Armstrong, S. W. (1983). The effects of material difficulty upon learning disabled children's oral reading and reading comprehension. *Learning Disability Quarterly*, 6, 339–348.
- August, D., & Shanahan, T. (2006). Synthesis: Instruction and professional development. In D. August & T. Shanahan (Eds.), *Developing literacy in second-language learners: Report of the National Literacy Panel on Language-Minority Children and Youth*. Mahwah, NJ: Lawrence Erlbaum Associates.
- Breznitz, Z. (1987). Increasing first graders' reading accuracy and comprehension by accelerating their reading rates. *Journal of Educational Psychology*, 79(3), 236–242.
- Chard, D. J., Vaughn, S., & Tyler, B. J. (2002). A synthesis of research on effective interventions for building reading fluency with elementary students with learning disabilities. *Journal of Learning Disabilities*, 35(5), 386–406.
- Chomsky, C. (1976). After decoding: What? *Language Arts*, 53(3), 288–296.
- Dowhower, S. L. (1987). Effects of repeated reading on second-grade transitional readers' fluency and comprehension. *Reading Research Quarterly*, 22(4), 389–405.
- Eldredge, J. L., & Quinn, D. W. (1988). Increasing reading performance of low-achieving second graders with dyad reading groups. *Journal of Educational Research*, 82(1), 40–46.
- Francis, D. J., Rivera, M., Lesaux, N., Kieffer, M., & Rivera, H. (2006). *Practical guidelines for the education of English language learners: Research-based recommendations for instruction and academic interventions*. Portsmouth, NH: RMC Research Corporation, Center on Instruction.
- Fuchs, L. S., Fuchs, D., Hosp, M. K., & Jenkins, J. R. (2001). Oral reading fluency as an indicator of reading competence: A theoretical, empirical, and historical analysis. *Scientific Studies of Reading*, 5(3), 239–256.
- Hasbrouck, J. E., Ihnot, C., & Rogers, G. H. (1999). "Read Naturally:" A strategy to increase oral reading fluency. *Reading Research & Instruction*, 39(1), 27–38.
- Hasbrouck, J. E., Woldbeck, T., Ihnot, C., & Parker, R. I. (1999). One teacher's use of curriculum-based measurement: A changed opinion. *Learning Disabilities Research & Practice*, 14(2), 118–126.
- Hasbrouck, J., & Tindal, G. A. (2006). Oral reading fluency norms: A valuable assessment tool for reading teachers. *The Reading Teacher*, 59(7), 636–644.
- Heckelman, R. G. (1969). A neurological impress method of remedial-reading instruction. *Academic Therapy*, 5(4), 277–282.
- Knupp, R. (1988). Improving oral reading skills of educationally handicapped elementary school-aged students through repeated readings. Practicum paper, Nova University (ERIC Document Reproduction Service No. ED 297275).
- Koskinen, P. S., & Blum, I. H. (1984). Repeated oral reading and the acquisition of fluency. In J. Niles & L. Harris (Eds.), *Changing perspectives on research and in reading/language processing and instruction: 33rd yearbook of the National Reading Conference* (pp. 183–187). Rochester, NY: National Reading Conference.
- LaBerge, D., & Samuels, S. J. (1974). Toward a theory of automatic information processing in reading. *Cognitive Psychology*, 6, 292–323.
- Larking, L. (1988). Repeated readings to young children. *Australian Journal of Reading*, 11(1), 36–41.
- Lesgold, A., Resnick, L. B., & Hammond, K. (1985). Learning to read: A longitudinal study of word skill development in two curricula. In G. Waller & E. MacKinon (Eds.), *Reading research: Advances in theory and practice*. New York: Academic Press.
- McAllister, E. A. (1989). A study of peer tutors using the neurological impress method. Paper presented at the Annual Meeting of the Eastern Educational Research Association, Savannah, GA, February 23, 1989. (ERIC Document Reproduction Service No. ED 302837).

- Morgan, P. L., & Sideridis, G. D. (2006). Contrasting the effectiveness of fluency interventions for students with or at risk for learning disabilities: A multilevel random coefficient modeling meta-analysis. *Learning Disabilities Research & Practice, 21*(4), 191–210.
- National Institute of Child Health and Human Development. (2000). *Report of the National Reading Panel. Teaching children to read: An evidence-based assessment of the scientific research literature on reading and its implications for reading instruction* (NIH Publication No. 00-4769). Washington, DC: U.S. Government Printing Office.
- National Institute of Child Health and Human Development. (2000). *Report of the National Reading Panel. Teaching children to read: An evidence-based assessment of the scientific research literature on reading and its implications for reading instruction: Reports of the subgroups* (NIH Publication No. 00-4754). Washington, DC: U.S. Government Printing Office.
- Osborn, J., Lehr, F., & Hiebert, E. H. (2003). A focus on fluency. Retrieved November 11, 2008, from [http://www.prel.org/products/re\\_/fluency-1.pdf](http://www.prel.org/products/re_/fluency-1.pdf).
- O'Shea, L. J., Sindelar, P. T., & O'Shea, D. J. (1985). The effects of repeated readings and attentional cues on reading fluency and comprehension. *Journal of Reading Behavior, 17*(2), 129–141.
- Pikulski, J. J., & Chard, D. J. (2005). Fluency: Bridge between decoding and reading comprehension. *The Reading Teacher, 58*(6), 510–518.
- Pinnell, G. S., Pikulski, J. J., Wixon, K. K., Campbell, J. R., Gough, P. P., & Beatty, A. S. (1995). *Listening to children read aloud: Data from NAEP's integral reading performance record at grade 4*. Washington, DC: U.S. Department of Education, National Center for Educational Statistics.
- Rashotte, C. A., & Torgeson, J. K. (1985). Repeated reading and reading fluency in learning disabled children. *Reading Research Quarterly, 20*(2), 180–188.
- Rasinski, T. V. (1990). Effects of repeated reading and listening-while-reading on reading fluency. *Journal of Educational Research, 83*(3), 147–150.
- Reitsma, P. (1988). Reading practice for beginners: Effects of guided reading, reading-while-listening, and independent reading with computer-based speech feedback. *Reading Research Quarterly, 23*(2), 219–235.
- Reutzel, D. R., & Hollingsworth, P. M. (1993). Effects of fluency training on second graders' reading comprehension. *Journal of Educational Research, 86*(6), 325–331.
- Richek, M. A., & McTague, B. K. (1988). The "Curious George" strategy for students with reading problems. *The Reading Teacher, 42*(3), 220–226.
- Samuels, S. J. (2002). Reading fluency: Its development and assessment. In A. E. Farstrup & S. J. Samuels (Eds.), *What research has to say about reading instruction* (3rd ed., pp. 166–183). Newark, DE: International Reading Association.
- Samuels, S. J. (1997). The method of repeated readings. *The Reading Teacher, 50*(5), 376–381.
- Schunk, D. H. (1982). Progress self-monitoring: Effects of children's self-efficacy and achievement. *Journal of Experimental Education, 51*(2), 84–93.
- Shaywitz, S. (2003). *Overcoming dyslexia: A new and complete science-based program for reading problems at any level*. New York: Alfred A. Knopf.
- Skinner, C. H., Logan, P., Robinson, S. L., & Robinson, D. H. (1997). Demonstration as a reading intervention for exceptional learners. *School Psychology Review, 26*(3), 437–447.
- Torgeson, J. K., Rashotte, C. A., & Alexander, A. W. (2001). Principles of fluency instruction in reading: Relationships with established empirical outcomes. In M. Wolfe (Ed.), *Dyslexia, fluency, and the brain* (pp. 333–355). Parkton, MD: York Press.
- Turpie, J., & Paratore, J. R. (1995). Using repeated reading to promote reading success in a heterogeneously grouped first grade. In K. A. Hinchman, D. J. Leu, & C. K. Kinzer (Eds.), *Perspectives on literacy research and practice: 44th yearbook of the National Reading Conference* (pp. 255–264). Chicago: National Reading Conference.



# Reading for Meaning—Fluently Evaluation

## Position (check all that apply)

- Classroom Teacher     Reading Specialist     Title I Teacher     ELL/ESL Teacher
- RTI Coordinator     Technology Specialist     District Administrator     Curriculum Director
- Speech Pathologist     Professor     Parent     Library/Media Specialist
- Student     Psychologist     Administrator     Tutor
- Spec. Ed. Teacher     Principal     Other \_\_\_\_\_

## Students (check all that apply)

- K-3                       4-6                       7-9                       10-12                       Adult

## Reactions to the Presentation

1 How would you rate the presentation? (Poor) 1    2    3    4    5 (Excellent)

Comments \_\_\_\_\_  
\_\_\_\_\_

2 How much information did you gain that you can use in your work? (None) 1    2    3    4    5 (Very Much)

Comments \_\_\_\_\_  
\_\_\_\_\_

3 How can we improve this presentation? \_\_\_\_\_  
\_\_\_\_\_  
\_\_\_\_\_

4 How did you hear about this presentation? \_\_\_\_\_  
\_\_\_\_\_

## Provide your contact information if you would like more information.

Name \_\_\_\_\_

Email (Required) \_\_\_\_\_


School Name \_\_\_\_\_

School Address (Mailing) \_\_\_\_\_

City \_\_\_\_\_ State \_\_\_\_\_ Zip \_\_\_\_\_

School Phone (\_\_\_\_\_) \_\_\_\_\_

check if this is your home address





**ReadNaturally**<sup>®</sup>

[www.readnaturally.com](http://www.readnaturally.com)

SWFS-0910